

# PRE-CAST BAR CHAIR

## PC 50/65



TAKES UP TO 20mm BAR



LOW VISIBILITY FEET

*“What I love about your chairs is the low visibility feet - it makes my finished product look heaps better.”*

– Dan, Precast Yard

## The features of our **PRE-CAST BAR CHAIR 50/65**

The PC50/65 panel chair has been designed to support single layered mesh or bar up to 20mm Diameter. Recommended for use in tilt-up, precast panels and beams, suspended decks and most if not all Insitu beam installations.

Low visibility feet design enables minimal exposure and the chairs are coloured a light grey to match the concrete. These chairs are batch tested and meet the AS/NZS 2425:2015 Standards for bar chairs in reinforced concrete.

**Tip:**

The clip mechanism allows the chair to swing in a vertical position when lowering the mesh into form. Great!

**PAGE 2**

FOR MORE INFO



**0800 55 33 00**

## APPLICATIONS

- Tilt-up
- Precast Panels
- Precast Beams
- Suspended Decks
- Insitu Beam Installations.

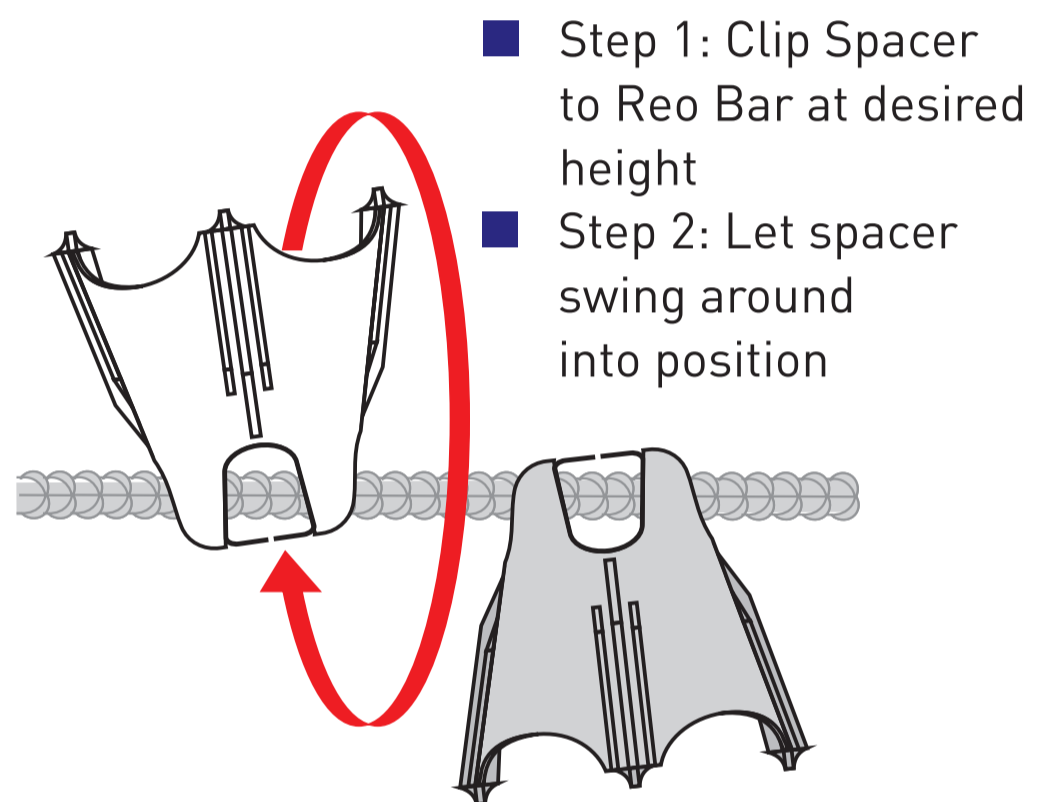
## FEATURES AND BENIFITS

- Low visibility feet design
- Fits up to 20mm bar size
- Clip mechanism allows the chair to swing into a vertical position when lowering the mesh into form.

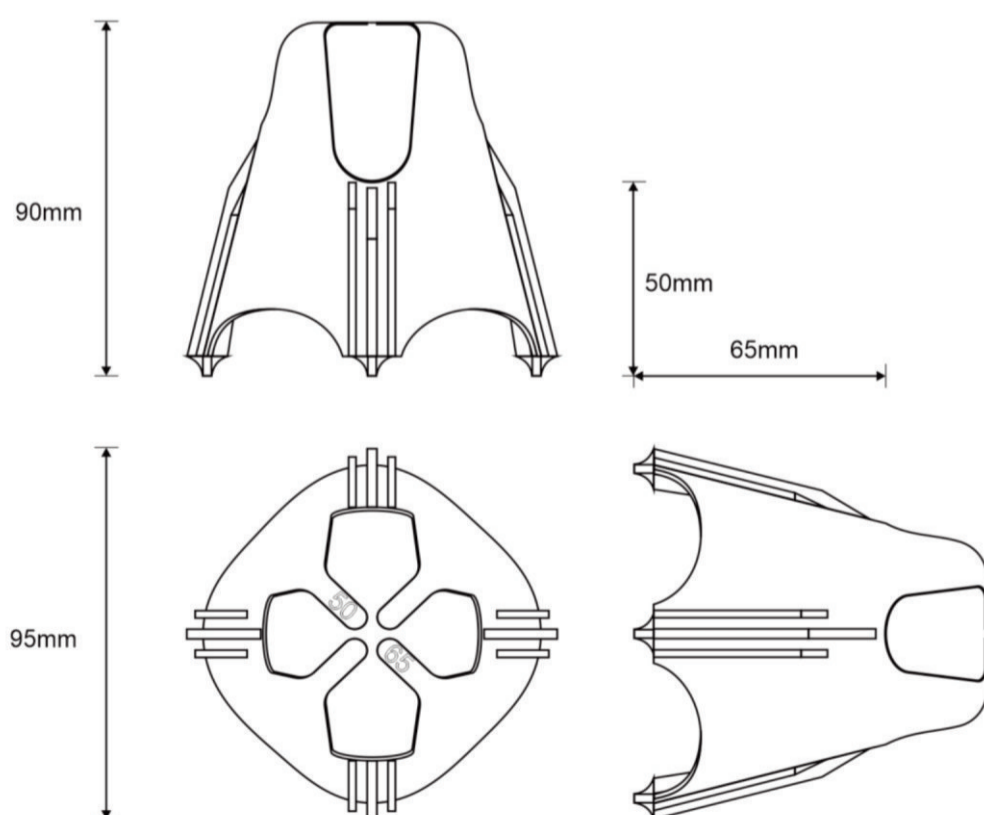
## TECHNICAL CHARACTERISTICS

Code	PC50/65
Cover	50 & 65mm
Diameter	95mm
Colour	Grey
Bag Quantity	100 units
Bag Weight	3.3kg
Pallet Quantity	5,000 units
Pallet Weight	200kg
Pallet Cubic Area (m3)	1.30m3
Test Standard	AS/NZS 2425:2015

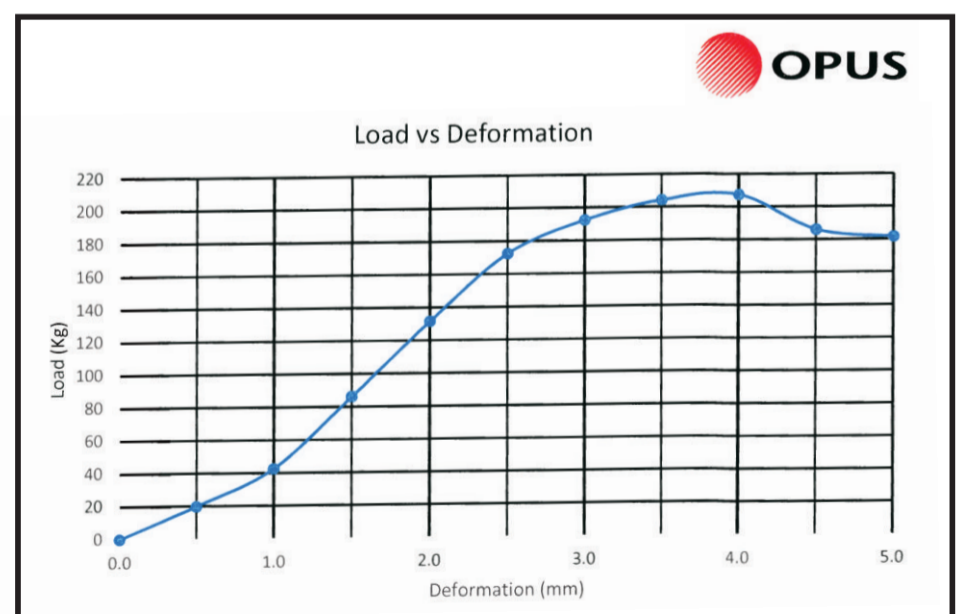
## EVERYDAY APPLICATION



## TECHNICAL DIMENSIONS



## TEST DATA



Date tested : 14/10/16  
Date reported : 17/10/16

Approved : *A.Ching*  
Designation : Laboratory Manager  
Date : 17/10/16